



# Preparing a Patent: An Inventors POV

---

**TURNING IDEAS INTO DEFENSIBLE INTELLECTUAL  
PROPERTY**


# What is SCORE

SCORE IS A NATIONAL ORGANIZATION WITH  
SUCCESSFUL AND EXPERIENCED ENTREPRENEURS,  
BUSINESS AND TECHNOLOGY EXECUTIVES

WHO MENTOR THE NEXT GENERATION OF START-UPS  
TO FLOURISH AND SUCCEED.

FOR FREE. NO EQUITY. NO POSITION WITHIN YOUR  
COMPANY.

UNBIASED HELP.



# Agenda

---

1. Introduction
2. Do you really need a patent?
3. Patenting strategies
4. Steps to drafting your patent  
Core concept → Claims



# Introduction

- Abizar Lakdawalla, PhD, Life Sciences
- Worked in multiple life science companies in the genomics and genome engineering plus 3 startups. Advisor to startups.
- Multiple patents
  - Some written by me or my team
  - Some written by us and then refined by attorneys/agents
  - Some written by agents/attorneys from submitted invention disclosures
- Involved in patent lawsuits
- Advisor in patent litigations
- AM NOT A PATENT PROFESSIONAL



## Do you really need a patent?

- Make money
- Block competitors
- For funding
- Licensing or acquisition
- Bargaining position
- Vanity
- **Enough money to go all the way**

<https://ipidentifier.uspto.gov/>



A patent is like claiming real-estate prime property that your competitors will need. For about 20 years!

First-to-file vs first-to-invent

# Money, money, money?

---

- Provisional: \$75–300 filing fee (\$140 typical)
  - Attorney if used - \$250-1000/hr or \$10,000-30,000 for ‘real’ prov.
- Non-provisional (US): \$3,000+ to \$15,000+ filing fees, plus attorney
  - More than 3 independent claims, \$120/claim (for microentity)
  - More than 20 independent claims, \$25/claim (for microentity)
- PCT: ~\$3,000–5,000 for filing fees, plus attorney fees
- Foreign filings: Expensive – \$100K+ over time
  
- DIY or hybrid (DIY+Patent attorney) saves money



# Is it patentable?

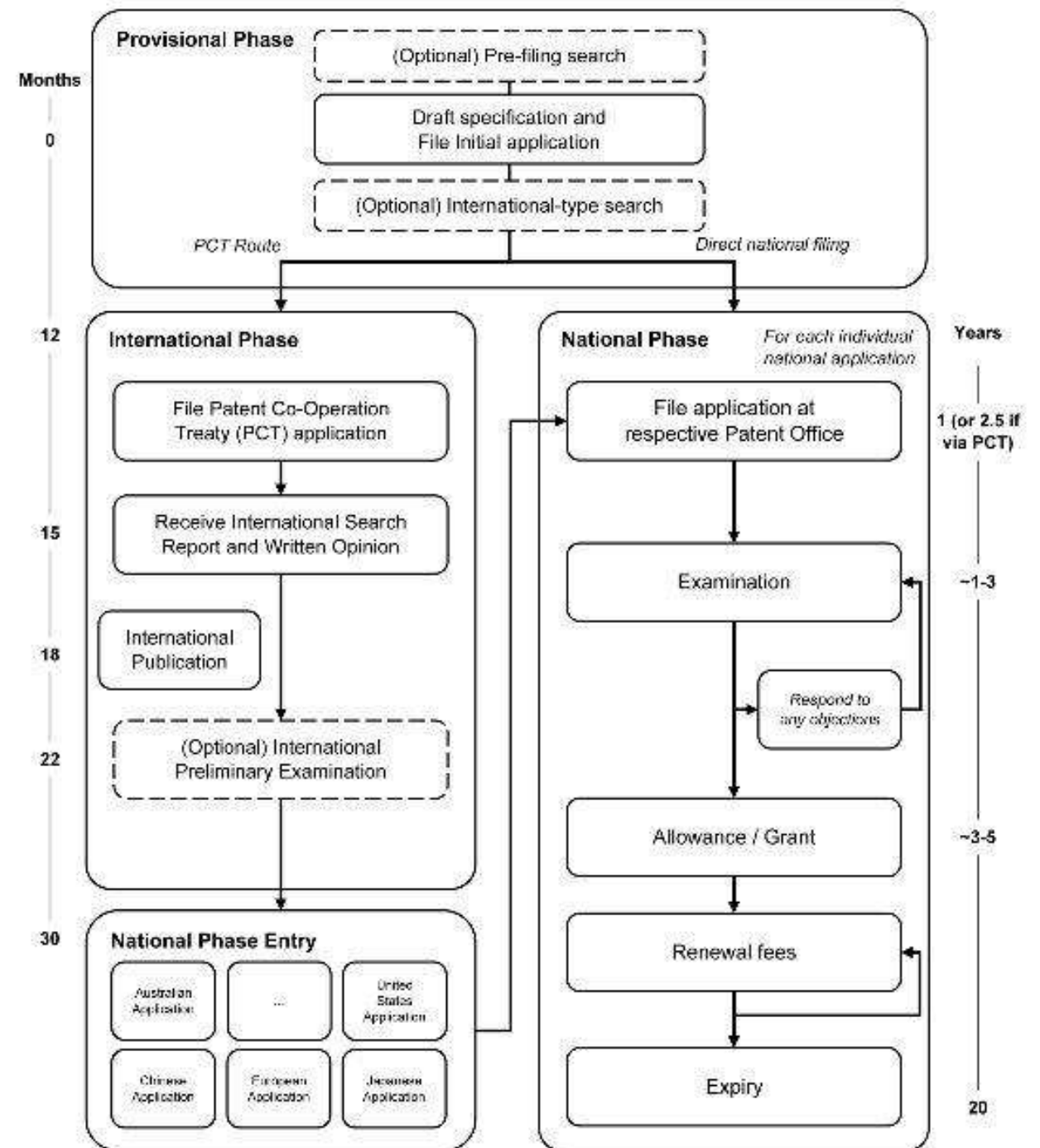
---

1. Is it a new ...
  - Process or a method
    - **No Medical procedures, laws of nature, natural phenomena, and abstract ideas. Software challenging ...**
  - Machine
  - Article of manufacture. **No natural products though extracts ok.**
  - Composition (of materials)
  - New Use of any of the above - Rapamycin (an antibiotic) to slow aging.
2. Is it useful - **Drugs without safety information are “useless”**
3. Is it novel
  - A new combination of separate old features.
  - A new use for an old feature
4. Is it non-obvious
  - (most patents rejected because they seem obvious)

No patents on perpetual motion machine, theoretical ideas, aesthetics, tax avoidance, illegal purposes, nuclear weapons.

# Patenting strategies

- Only **US market**.
  - Provisional → 1 year → **US Application** → Granted or ...
- **Global** (up to 152 countries)
  - Provisional → 1 year → **PCT Application** → 30 months → Country specific applications → Granted or ...
- Use AI to help decide
  - Prompt: "Given the invention [text], and assuming I plan to publish it in 3 months and may expand internationally, should I file a provisional, PCT, or US-only application? What are the cost and timing trade-offs?"



# Provisional Applications

---

- Quick, low-cost, establish a priority date. Not examined.
- Expires in 12 months — must convert to non-provisional or PCT before 12 months.
  
- **Serial Provisionals Strategy**
  - File multiple provisionals as the invention evolves.
    - Each one adds detail and broadens the coverage.
  - Benefits:
    - Time to refine and validate.
    - Flexible + affordable.
    - Creates layered protection.

Caution: Only specific content in the provisional gets the early date — don't forget to describe your key ideas well!

# DIY and/or Patent Attorney

- Start looking for an agent or attorney as soon as possible.
- Law schools can provide free patent services.
- SCORE has ex-patent attorneys – can advice but not prepare.
- Turns technical ideas into legal language.
- Helps maximize claim breadth.
- Best results come when inventors and attorneys collaborate (but costs money!)
- You know your field the best. A patenting professional usually does not.
- Youtube and USPTO website great resource for patenting.
- Recommended books:
  - Patent It Yourself by David Pressman
  - The Art of the Patent Claim by Craig Countryman

$$\text{DIY} \propto \frac{\text{AT} \cdot \text{WA} \cdot \text{D} \cdot \text{DC}}{\text{AF}}$$

which means you should be inclined to *Do It Yourself* (DIY) in direct proportion to your *Available Time* (AT), your *Writing Ability* (WA), your *Diligence* (D), and your *Desire to Control* things (DC), and in inverse proportion to your *Available Funds* (AF). While this formula isn't even an approach at precision, it provides the appropriate criteria and how to use them when making the do-it-yourself versus hire-an-attorney decision.

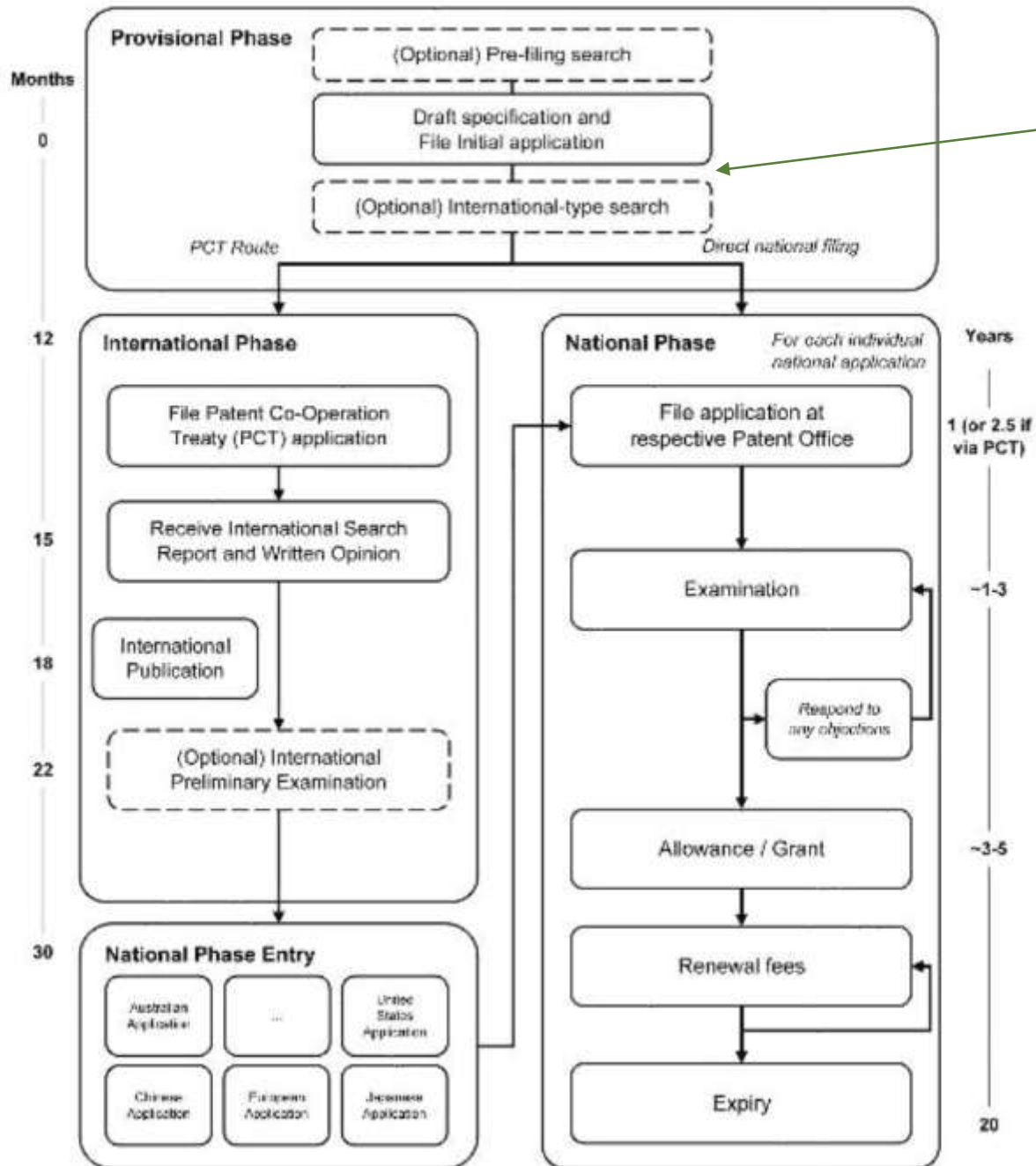
The best answer for some inventors may be to do some of both. Using this approach, diligent inventors will do much of the patent work themselves, only consulting with an attorney at an hourly rate if snags develop, or to check the patent application before submission.

## When to File — And When to Wait

---

- **File early if:**
  - You're about to disclose publicly
  - You're fundraising or talking to partners
  - A competitor may file first
  
- **Wait if:**
  - The idea is half-baked.
  - You need more data to support claims.
    - Don't wait for a "perfect" version — patents protect ideas, not products.
  - You might abandon the project
  
- **Balance urgency with quality. A weak or premature patent is hard to fix.**

# Typical patent process



## Patent Pending

- Public disclosures
- Licensing
- Contracts
- Fund raising

# Patent drafting

---

# Planning

---

- Ask yourself the following questions
  - What's the problem you are solving, what's broken or inefficient?
  - What's your idea, that solves the problem
  - What's really novel about your idea?
  - What are the different variations on your idea?
  - How would a competitor get around your ideas? List all the ways.
  
- A list of all the bits and pieces that make up your concept
  
- Drawings of the bits and pieces, how they connect with each other, and how the connected pieces function

Protect the function, not just the form.

Describe multiple use-cases and materials.

## Useful AI Prompts to start on your patent

---

1. "Summarize my invention in one sentence suitable for a patent abstract: [describe your idea]."
2. "List the functional components and variations of a system that [function]."
3. "What technical problems does this invention solve, and how?"

*AI tool may not provide confidentiality. Check the user terms.*

## Example - From Idea to Claim

- Idea: “new way to stop forest fires with drones”
- Describe: “Monitor areas with drones fitted with thermal cameras. Integrate with satellite imagery. If hot spots found, map, communicate, send drones with water payloads to hot spots. Dump water on hot spots.”
- Sketch: Show parts of drones with fire sensing, fire quenching components, drone interaction system, flow diagram of process, ...
- Brainstorm: What else could this work for? How else could this be solved?
- Claim Draft: “A method of ...”, “A device with ...”
- Search terms: Remote fire-fighting, fire-fighting drones, drones with thermal sensors, fire-extinguishing robots, aerial monitors, remote monitors, ... ask AI for search terms similar to above
- About 100 hours of effort



**- 27% increase in anti-drone technology patents last year -**



Drones have become a mainstream security challenge in modern warfare rather than just a niche concern, and the growing need for devices which defend against them is evident.

# Search and - ye shall have a heart attack!

---

- Help Understand how patents are written. Will help you draft your patent.
- Figure out what is already claimed, then figure out how to get around this
  - [Google Patents](#)
  - [The Lens](#) (good analytics)
  - <https://worldwide.espacenet.com/patent/>
- Use Patent **Classification ID** to find patents of the same class.  
<https://www.cooperativepatentclassification.org/home>
- Find out if there is a product (AliExpress, Amazon), publication (Pubmed) or presentation out there
- Record your findings in a table (Patent No., Claims that overlaps your idea)

## Use AI

- "Compare my invention [describe] with this prior art patent: [paste claim]. What's the key difference?" OR
- "Summarize the differences between my idea and this existing patent: [paste claim text or Google Patents link]."
- "Does this prior art teach the same mechanism as my invention?"



US 20070224088A1

(19) United States

(12) Patent Application Publication (10) Pub. No.: US 2007/0224088 A1

Cox et al. (43) Pub. Date: Sep. 27, 2007

(54) FLUID PROCESSING DEVICE INCLUDING OUTPUT INTERFACE WITH ANALYZER

Publication Classification

(51) Int. Cl. G01N 33/00 (2006.01)
(52) U.S. Cl. 422/100; 436/174; 436/180; 422/63

(75) Inventors: David Maurice Cox, Foster City, CA (US); Abizar Lakdawalla, Cupertino, CA (US)

(57) ABSTRACT

A fluid processing device, system, and method, are provided, for processing one or more samples. The device can comprise two or more sets of substantially parallel fluid processing pathways, each set comprising one or more fluid processing pathways. Each fluid processing pathway can comprise a reaction region, one or more inlet chambers, and one or more outlet chambers. The one or more outlet chambers of each set of fluid processing pathways can be arranged in an array configured to interface with an analyzer comprising a plurality of injectors, for example, injectors for capillaries of a multi-capillary electrophoresis instrument. The one or more inlet chambers of each set of fluid processing pathways can be arranged in an array configured to interface with a loading device comprising a plurality of injectors, for example, the loading tips of a multi-pipette robotic filling device.

Correspondence Address: KILYK & BOWERSOX, P.L.L.C. 3603 CHLAIN BRIDGE ROAD SUITE E FAIRFAX, VA 22030 (US)

(73) Assignee: Applera Corporation, Foster City, CA

(21) Appl. No.: 11/388,655

(22) Filed: Mar. 24, 2006

(12) INTERNATIONAL APPLICATION PUBLISHED UNDER THE PATENT COOPERATION TREATY (PCT)

(19) World Intellectual Property Organization International Bureau



(10) International Publication Number WO 2020/018824 A1

(43) International Publication Date 23 January 2020 (23.01.2020)

(51) International Patent Classification: C12Q 1/6806 (2006.01) C12Q 1/6837 (2018.01) C12Q 1/6811 (2018.01)

California 94560 (US); SHEE, Chandan; 7979 Gateway Blvd., Suite 101, Newark, California 94560 (US).

(21) International Application Number: PCT/US2019/042451

(74) Agent: ZIRKLE, Brett; Wilson Sonsini Goodrich & Rosati, 650 Page Mill Road, Palo Alto, California 94304 (US).

(22) International Filing Date: 18 July 2019 (18.07.2019)

(81) Designated States (unless otherwise indicated, for every kind of national protection available): AE, AG, AL, AM, AO, AT, AU, AZ, BA, BB, BG, BH, BN, BR, BW, BY, BZ, CA, CH, CL, CN, CO, CR, CU, CZ, DE, DJ, DK, DM, DO, DZ, EC, EE, EG, ES, FI, GB, GD, GE, GH, GM, GT, HN, HR, HU, ID, IL, IN, IR, IS, JO, JP, KE, KG, KH, KN, KP, KR, KW, KZ, LA, LC, LK, LR, LS, LU, LY, MA, MD, ME, MG, MK, MN, MW, MX, MY, MZ, NA, NG, NI, NO, NZ, OM, PA, PE, PG, PH, PL, PT, QA, RO, RS, RU, RW, SA, SC, SD, SE, SG, SK, SL, SM, ST, SV, SY, TH, TJ, TM, TN, TR, TT, TZ, UA, UG, US, UZ, VC, VN, ZA, ZM, ZW.

(25) Filing Language: English

(26) Publication Language: English

(30) Priority Data: 62/700,686 19 July 2018 (19.07.2018) US 62/801,420 05 February 2019 (05.02.2019) US

(71) Applicant: ULTIMA GENOMICS, INC. (US/US); 7979 Gateway Blvd., Suite 101, Newark, California 94560 (US).

(72) Inventors: LAKDAWALLA, Abizar; 7979 Gateway Blvd., Suite 101, Newark, California 94560 (US); OBERS-TRASS, Florian; 7979 Gateway Blvd., Suite 101, Newark,

(84) Designated States (unless otherwise indicated, for every kind of regional protection available): ARIPO (BW, GH, GM, KE, LR, LS, MW, MZ, NA, RW, SD, SL, ST, SZ, TZ,

(54) Title: NUCLEIC ACID CLONAL AMPLIFICATION AND SEQUENCING METHODS, SYSTEMS, AND KITS

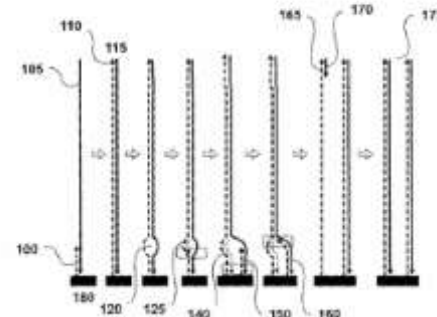
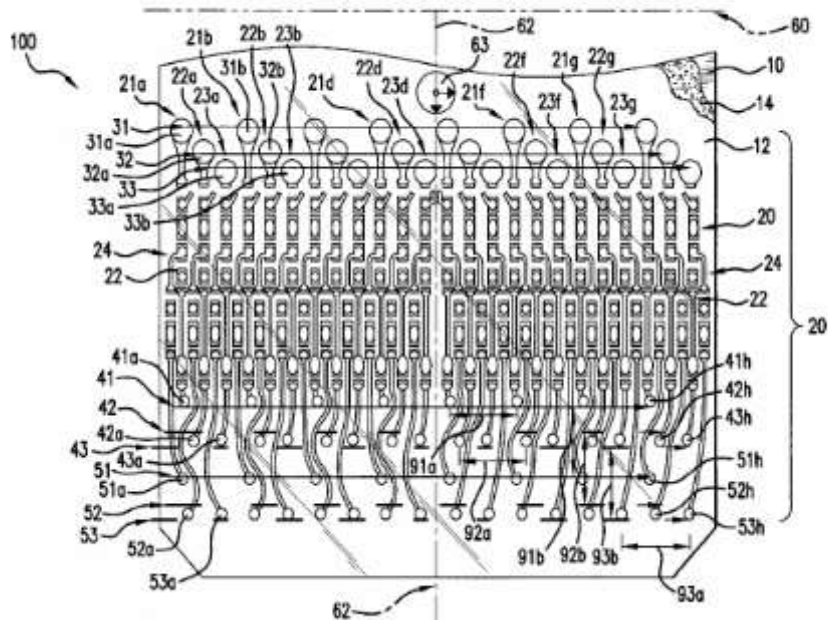


FIG. 1

(57) Abstract: The present disclosure provides methods and systems for processing nucleic acid samples. Methods for processing a nucleic acid sample may comprise providing a double-stranded nucleic acid molecule comprising a partially denaturable region; partially denaturing the partially denaturable region of the double-stranded nucleic acid molecule, thereby generating a region comprising two single strands; and hybridizing a priming sequence to a sequence of one of the single strands. The methods described herein may facilitate amplification without the need for a multitude of complex steps or numerous reagents.

020/018824 A1



# Parts of a (Prov) Patent Application

---

- Title
  - Clear but broad.
- Abstract (separate page)
  - Short summary of the invention.

---

- Background
  - Sets up the problem.
- Summary
  - High-level overview of the solution.
- Detailed Description
  - Explains how it works, with drawings (separate pages).

---

- Claims (separate page)
  - Legal definitions of your invention — the most critical part.

---

- USPTO Template: <https://www.uspto.gov/patents/apply/patent-center>

SPECIFICATION

# Drafting a Provisional Application

---

What do you need: AI (Claude, ChatGPT, Gemini, NotebookLM) + Markdown editor (Notion)

Optional: Patent Bots Drafting Assistant or PatentPal (for more automation)

Prompt:

- "Write a provisional patent application for: [summary of invention]. Include: Title, Background, Summary, Detailed Description, Use-Cases, and Possible Embodiments."
- You can also paste technical documents, lab notes, or diagrams into some AI to incorporate them into the description.

# USPTO Template (.docx)

Enter the Title of Invention here

## CROSS-REFERENCE TO RELATED APPLICATIONS

[0001] At least one specification heading is required. Please delete this heading section if it is not applicable to your application. For more information regarding the headings of the specification, please see MPEP 608.01(a).

## FEDERALLY SPONSORED RESEARCH AND DEVELOPMENT

[0002] At least one specification heading is required. Please delete this heading section if it is not applicable to your application. For more information regarding the headings of the specification, please see MPEP 608.01(a).

## JOINT RESEARCH AGREEMENT

[0003] At least one specification heading is required. Please delete this heading section if it is not applicable to your application. For more information regarding the headings of the specification, please see MPEP 608.01(a).

## REFERENCE TO A "SEQUENCE LISTING", A TABLE, OR A COMPUTER PROGRAM LISTING APPENDIX SUBMITTED ON A COMPACT DISC AND AN INCORPORATION-BY-REFERENCE OF THE MATERIAL ON THE COMPACT DISC

[0004] At least one specification heading is required. Please delete this heading section if it is not applicable to your application. For more information regarding the headings of the specification, please see MPEP 608.01(a).

## PRIOR ART

[0005] At least one specification heading is required. Please delete this heading section if it is not applicable to your application. For more information regarding the headings of the specification, please see MPEP 608.01(a).

## BACKGROUND OF THE INVENTION

[0006] At least one specification heading is required. Please delete this heading section if it is not applicable to your application. For more information regarding the headings of the specification, please see MPEP 608.01(a).

## SUMMARY OF THE INVENTION

[0007] At least one specification heading is required. Please delete this heading section if it is not applicable to your application. For more information regarding the headings of the specification, please see MPEP 608.01(a).

## BRIEF DESCRIPTION OF DRAWINGS

[0008] At least one specification heading is required. Please delete this heading section if it is not applicable to your application. For more information regarding the headings of the specification, please see MPEP 608.01(a).

## DETAILED DESCRIPTION OF THE INVENTION

[0009] At least one specification heading is required. Please delete this heading section if it is not applicable to your application. For more information regarding the headings of the specification, please see MPEP 608.01(a).

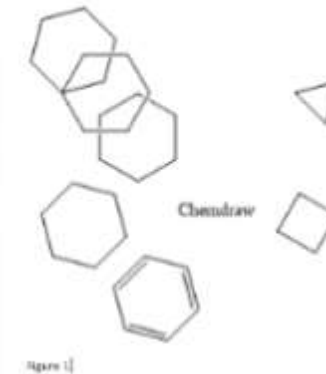
## Claims

1. Please delete this section if it is not applicable to your application. Enter your claims here starting with 1. Please number your claims in sequential order. For more information regarding the claims section, please see MPEP 608.01.
2. Please delete this section if it is not applicable to your application. Enter your claims here starting with 1. Please number your claims in sequential order. For more information regarding the claims section, please see MPEP 608.01.
3. Please delete this section if it is not applicable to your application. Enter your claims here starting with 1. Please number your claims in sequential order. For more information regarding the claims section, please see MPEP 608.01.
4. Please delete this section if it is not applicable to your application. Enter your claims here starting with 1. Please number your claims in sequential order. For more information regarding the claims section, please see MPEP 608.01.

## Abstract

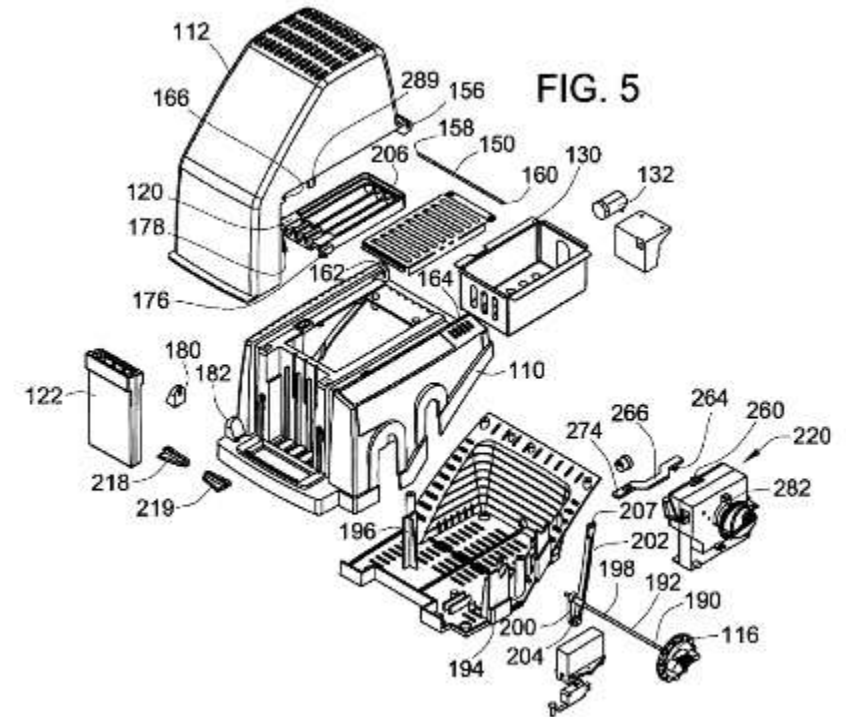
Please enter the abstract content in this section. For more information regarding the abstract see MPEP 608.01 (B).

## Drawings



# Draft Figures

- Great for brainstorming!
- Pencil and paper, or Draw.io (free diagramming tool), Inkscape, Illustrator, Powerpoint, or AI
- Final drawings should be black and white line drawings. Not gray-scale, so no shading.
  - No photos unless absolutely necessary
  - Draw curvy lines to annotate the figure. Annotations should be numbers and not text.
  - 1 page per diagram (preferred)
- Use AI + image generation (for conceptual figures)
  - "Create a simple block diagram showing components of a [describe system or method]. Include labels for each step or part."
- <https://thepatentdrawingscompany.com/>



## Use an AI generated draft of your ideas to get to the 1<sup>st</sup> draft

---

### Prompt:

I'm an inventor with an idea for [brief description]. Help me generate a provisional patent draft.

1. Write a 1-paragraph abstract.
2. Outline the background and technical problem.
3. Summarize the invention.
4. List multiple embodiments or use-cases.
5. Create a block diagram structure.
6. Write 1 broad claim and 3 fallback dependent claims.

Use plain, formal language suitable for a patent. Ask follow-up questions if needed.



There is specific language you should not use in a patent, for example, the word 'invention' in reference to your invention! And avoid 'consisting of ...'.

AI - Quickly gets 70–80% of a solid draft, which you can refine with or without an attorney

### **Capture and Clarify the Invention**

- “Summarize this idea in 100 words as if for a patent abstract.”
- “List possible variations of a device that uses XYZ principle.”
- “What are the functional advantages of doing A instead of B?”

### **Expand the Scope Strategically**

- “List at least 5 alternative materials, formats, or processes that achieve the same function.”
- “How might a competitor try to replicate this without infringing?”

### **Draft Provisional Patent Language**

- “Write a provisional patent draft for a device that does [your summary]. Include sections for Background, Summary, and Description with variations. Use formal but plain English appropriate for a patent disclosure.”

## Alternative Method: From Claim to Patent

---

- Method used by automated patent writing software such as “ClaimMaster” and many lawyers who figure out the claims (tree or structures) first and then prepare the patent around it.
- Look for examples in prior art to help draft claims
- Draft Claims can contain specialized terms such as “aerial surveillance”
  - This will need to be defined in your main text (Specification)
  - Each of your draft claim will need a drawing(s) and an example.

# Claims

---

# The Heart of the Patent – The Claims

---

- Think of claims like fences: what are you enclosing?
- Independent claims: broad definitions of the invention.
- Dependent claims: Specific variations or enhancements.
- Example:
  - Claim 1: **A** device that separates DNA using [mechanism].
  - Claim 2: **The** device of Claim 1, wherein the [mechanism] uses a filter.

Broad claims =  
powerful but more  
likely rejected.

Narrow claims =  
easier to get but  
easier to work  
around.

## Inventor strategy:

- Draft your top-level claim first.
- Then list fallback positions (variants, materials, methods).
- Think how a competitor might design around your claim — then claim that too.

## Structure of a Claim Sentence

---

- Part 1. The Preamble. Every claim contains a preamble – “A container ...(independent claim). “The container ...(dependent claim)”
- Part 2. Transitional phrase. “Comprising, containing, etc.” which legally means ‘including but not limited to’. OR. “Consisting of, consists of” which legally means ‘limited only to what is stated’. A claim can use the transitional phrase repeatedly.
- Part 3. The body. Elements, steps, and/or relationships which are being claimed. The terms used must be in the specification too and must be described and/or defined in the specification.
- When term is first introduced it must be preceded by “a, an, at least one, a plurality of, ...”. Subsequent reference to the term is preceded by “the, said, the at least one, the plurality of, ...”

# Generate Claims (Broad to Specific)

---

Draft initial claims to define what you're protecting.

- AI + Claims Prompt (below)
- Optional: ClaimMaster (for structure validation)

Prompt:

- "Write 1 independent claim and 5 dependent claims for a device/method that [summary]. The independent claim should be broad but defensible. The dependent claims should add specificity."
- Then iterate:
- "How might a competitor work around this claim? Write claims to cover those variants."

Caution:

AI can help structure and diversify claim ideas, but always validate them with a patent attorney.

## Example from the USPTO

1. A transdermal patch comprising: a removable protective layer, a matrix layer consisting of a single layer which contains a physiologically effective amount of buprenorphine or pharmaceutically acceptable salts thereof, an adhesive layer, and a cover layer, wherein the cover layer is at least partially bi-elastic and the adhesive layer comprises an acrylic copolymer having hydroxyl functional groups, and wherein the matrix layer is in contact with the removable protective layer.
2. The transdermal patch according to claim 1, wherein the matrix layer is arranged to be in contact with the protective layer and in contact with the adhesive layer but not in contact with the cover layer, and the adhesive layer is arranged to be in contact with the cover layer and is optionally in contact with the protective layer.
3. The transdermal patch according to claim 1, wherein a separating layer is between the matrix layer and the adhesive layer.

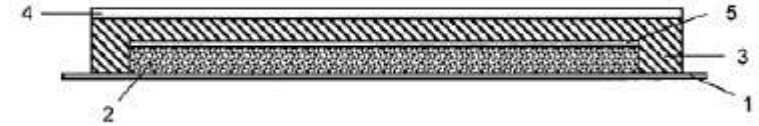


Figure 2: Protective layer (1), Matrix layer (2), adhesive layer (3), cover layer (4), and separating layer (5)

## Issues with claims

---

- Claim is too broad ‘a container for fluids with **an** integrated heating element’
- Claim is too narrow ‘a glass mug with 250 ml volume with **a** stainless-steel immersion heater’
- Do not claim 2 classes in one “A method for and a structure with ...”
- Use the exact same term in the specification and the claim – no synonyms!
- Each claim has to be one sentence
- First mention of a feature is **a**, 2<sup>nd</sup> mention is always **the** or **said**. ‘**The** integrated heating element in claim 1 is comprised of ...’ or ‘**Said** integrated heating element in claim 1 ...’.
- Do not modify or replace an element from another claim within a dependent claim. Claim 1 had ‘heat and cool’, but claim 2 ‘a device as claimed in claim 1 with heating function only’

# File

---

# Prepare and File (more complex than expected)

- Register for a user account on the USPTO.
- Submit your application, or hand off a polished draft to your attorney.
- USPTO Patent Center (for direct filing)
- Filing an ADS
  - PatentBots, IP.com, or YaP (for formatting validation)
- Pay fees
- Optional: AI-enabled services like LegalZoom IP, Trask IP, or a startup patent agent

## ELECTRONIC ACKNOWLEDGEMENT RECEIPT

APPLICATION # <b>63/644,022</b>	RECEIPT DATE / TIME <b>05/08/2024 11:45:32 AM Z ET</b>	ATTORNEY DOCKET # -
------------------------------------	---	------------------------

### Title of Invention

MICROPLATE-BASED ELECTROPHORESIS SYSTEM

### Application Information

APPLICATION TYPE	Utility - Provisional Application under 35 USC 111(b)	PATENT #	-
CONFIRMATION #	6433	FILED BY	Abizar Lakdawalla
PATENT CENTER #	65422663	FILING DATE	-
CUSTOMER #	-	FIRST NAMED INVENTOR	Abizar Lakdawalla
CORRESPONDENCE ADDRESS	Abizar Lakdawalla, Abizar Lakdawalla 16319 75th Pl W Edmonds, WA 98026 US	AUTHORIZED BY	-

### Documents

**TOTAL DOCUMENTS: 2**

DOCUMENT	PAGES	DESCRIPTION	SIZE (KB)
generatedADS65422663.pdf	5	Application Data Sheet	120 KB
Prov Patent Lakdawalla 20240508-APP.TEXT.docx	104	Application body structured text document	1775 KB

Warning: Bookmarks were found and have been removed. The paragraph number appears to be in the incorrect format. Please review and revise if necessary.

### Digest

DOCUMENT	MESSAGE DIGEST(SHA-512)
----------	-------------------------

---

Filing online: [www.uspto.gov/patents-application-process/file-online](http://www.uspto.gov/patents-application-process/file-online)

- DOCX: [www.uspto.gov/patents/docx](http://www.uspto.gov/patents/docx)
- Application status:
  - [www.uspto.gov/patents-application-process/check-filing-status-your-patent-application](http://www.uspto.gov/patents-application-process/check-filing-status-your-patent-application)
- E-Office action program:
  - [www.uspto.gov/patents-application-process/checking-application-status/e-office-action-program](http://www.uspto.gov/patents-application-process/checking-application-status/e-office-action-program)
- Inventor Info Chat:
  - <https://www.uspto.gov/patents/apply/inventor-info-chat#step2>
- Checklist for filing a Nonprovisional Patent Application
  - [https://www.uspto.gov/sites/default/files/inventors/Checklist\\_for\\_Filing\\_a\\_Nonprovisional\\_Utility.pdf](https://www.uspto.gov/sites/default/files/inventors/Checklist_for_Filing_a_Nonprovisional_Utility.pdf)
- For updates, sign up for Patent Alerts: [www.uspto.gov/subscribe](http://www.uspto.gov/subscribe)

- 
- Utility patent application guide [www.uspto.gov/patents/resources/types/utility.jsp](http://www.uspto.gov/patents/resources/types/utility.jsp)
  - Patent process [www.uspto.gov/patents/process](http://www.uspto.gov/patents/process)
  - Patent search guide [www.uspto.gov/patents/process/search](http://www.uspto.gov/patents/process/search)
  - Inventor and entrepreneur resources [www.uspto.gov/inventors](http://www.uspto.gov/inventors)
  - Pro se assistance [www.uspto.gov/ProSePatents](http://www.uspto.gov/ProSePatents)
  - Micro entity Information [www.uspto.gov/PatentMicroentity](http://www.uspto.gov/PatentMicroentity)